

## LESSON 39

### TEMPO MARKINGS AND OTHER MUSICAL SYMBOLS

Tempo marks indicate how slow or fast the music plays.

**Largo** = very slow - broadly

**Adagio** = slow

**Moderato** = moderate





**Ritardando** = gradually get slower

**Allegro** = fast

**Presto** = very fast

**Accelerando** = gradually get faster

Other musical symbols guide the performer in interpreting the music piece.

	= <b>Fermata</b> - means: hold the note longer than its normal value
	= <b>Accent</b> - means: play the note a little louder
	= <b>Staccato</b> - means: play the note short
	= <b>Tenuto</b> - means: hold the note for its full value

1. Write the tempo markings for the following speeds:

- fast: \_\_\_\_\_
- gradually getting faster: \_\_\_\_\_
- very slow: \_\_\_\_\_
- moderate: \_\_\_\_\_
- very fast: \_\_\_\_\_
- slow: \_\_\_\_\_
- gradually getting slower: \_\_\_\_\_

2. Draw the symbol that means:

- \_\_\_\_\_ hold the note longer than its normal value
- \_\_\_\_\_ hold the note for its full value
- \_\_\_\_\_ play the note short
- \_\_\_\_\_ play the note a little louder

3. Sing the following lines on the syllable "Tah" carefully observing the tempo markings, dynamics, and other musical symbols.



Three musical staves for singing practice:

- Staff 1: 3/4 time, tempo **Allegro**, dynamics *p* and *f*, includes a fermata.
- Staff 2: 2/4 time, tempo **Moderato**, dynamics *mf*, *ff*, *pp*, *ff*, includes accents.
- Staff 3: 4/4 time, dynamics *mp*, includes *accelerando and crescendo* and a fermata.